



# DesignStudio

*Version 1.0*

Release Notes

March 30, 2021

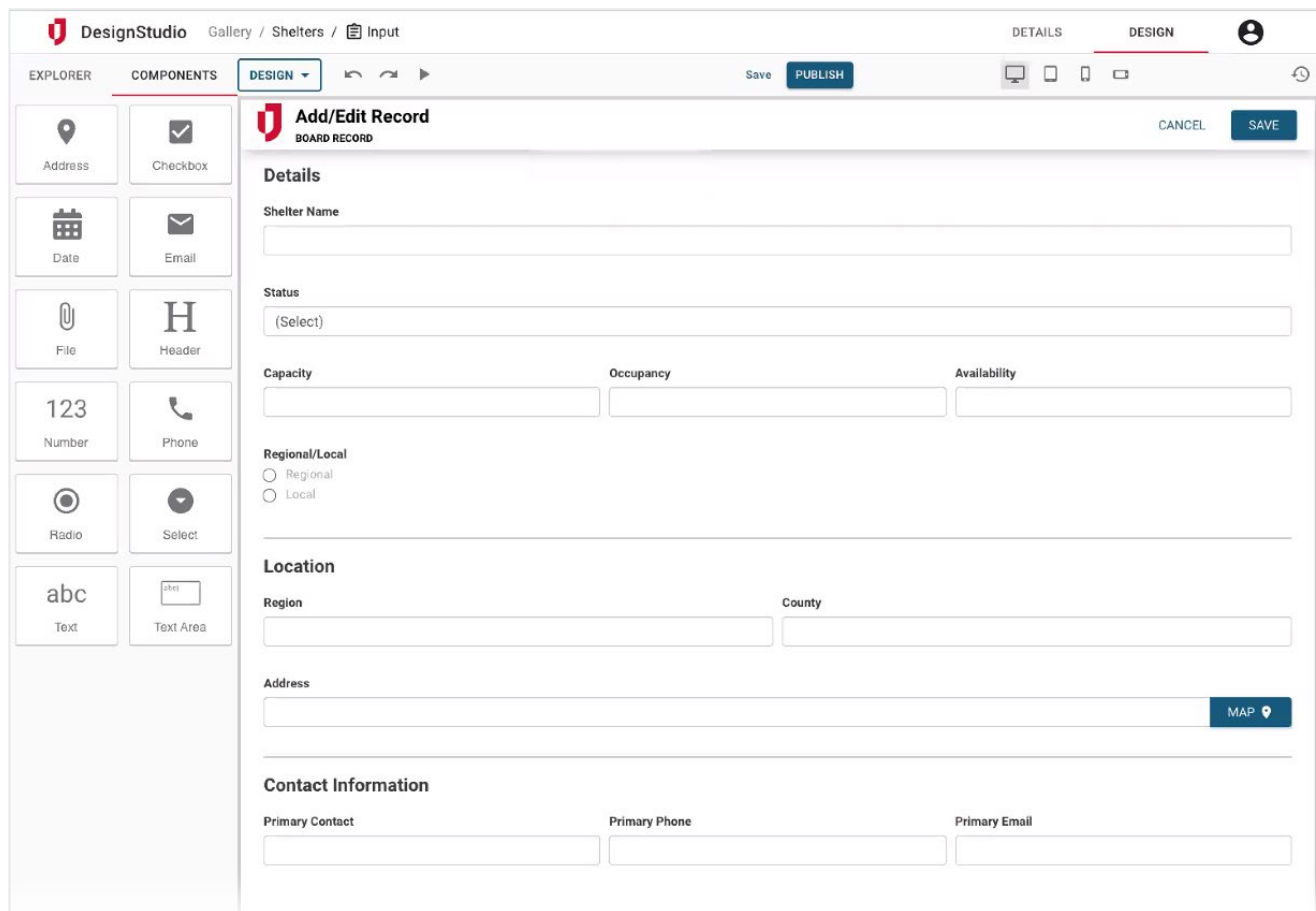
## DesignStudio Release Notes

These notes describe enhancements introduced in the DesignStudio release scheduled for Tuesday, March 30, 2021. More information is available through the help in your solution or by contacting Juvare Support at 877-771-0911 or [support@juvare.com](mailto:support@juvare.com).

### DesignStudio

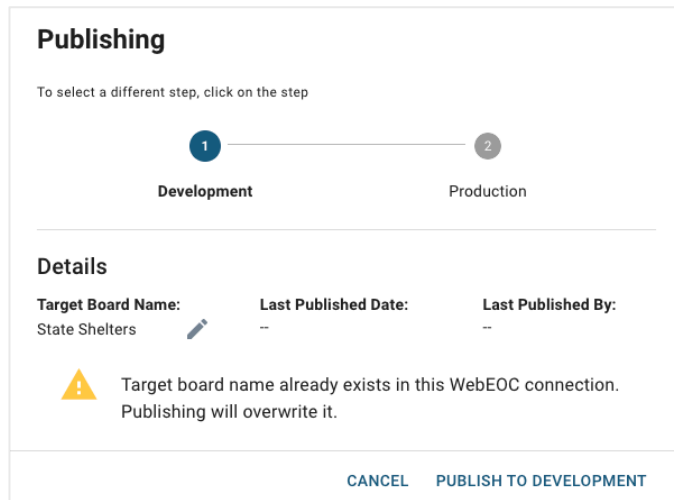
DesignStudio is Juvare's new state-of-the-art designer for WebEOC. With a What-You-See-Is-What-You-Get (WYSIWYG) editor and drag-and-drop functionality, DesignStudio gives WebEOC administrators the ultimate flexibility in building boards for any situation that arises.

Boards are created through the editor by dragging components onto the canvas and specifying component details, such as the label and help text. When the components are ordered and laid out properly, you can go back to the Explorer to quickly generate display views, review the table, and if appropriate, create resources.



In addition to the enhanced designer, there is also a rich board management process that includes creating metadata such as a description, status, and tags. This information helps you better organize boards by clearly defining the purposes they serve.

The Publish Profile feature helps you control where boards are published. In addition to implementing best publishing practices, the Publish Profile feature allows you to validate and test changes and access a more granular history of boards.

A screenshot of the 'Publishing' interface. At the top, the title 'Publishing' is followed by the instruction 'To select a different step, click on the step'. Below this is a progress bar with two steps: '1 Development' (active) and '2 Production'. The 'Details' section contains three fields: 'Target Board Name:' with the value 'State Shelters' and an edit icon, 'Last Published Date:' with a '--' value, and 'Last Published By:' with a '--' value. A yellow warning triangle icon precedes a message: 'Target board name already exists in this WebEOC connection. Publishing will overwrite it.' At the bottom, there are two buttons: 'CANCEL' and 'PUBLISH TO DEVELOPMENT'.

DesignStudio helps board builders create robust, modern boards faster and more efficiently with the following features:

- WYSIWYG designer for constructing boards
- Drag-and-drop controls
- Extended board details
- Control who can see individual boards within an organization
- Connect with one or more WebEOC instances
- Establish best practices for deploying board changes with Publish Profiles
- Publish boards to your WebEOC environments
- Design boards for desktop, tablet, and mobile devices
- Easily adjust styling and layout
- Modern code editor with IntelliSense
- Live editing of board resources
- Versioning of input and display views
- Establish view and table settings such as filters, assignable, and mobile ready
- Leverage advanced WebEOC features using preconfigured components that meet common use cases


The new designer, additional metadata, and publishing profiles complement one another to provide the ultimate experience in managing boards across WebEOC instances and delivering a first-class experience for WebEOC users.

## DesignStudio Pro

As the premium version of DesignStudio, DesignStudio Pro takes your ability to design solutions to another level by helping you better manage the flow of data into WebEOC with advanced options for collecting information.

Opening the door for a whole new perspective, DesignStudio Pro allows you to create and deploy forms to people outside your organization and seamlessly integrate form submissions back into your WebEOC. Now, you can leverage the power of WebEOC in new ways to develop a more holistic solution that even involves the people we serve.

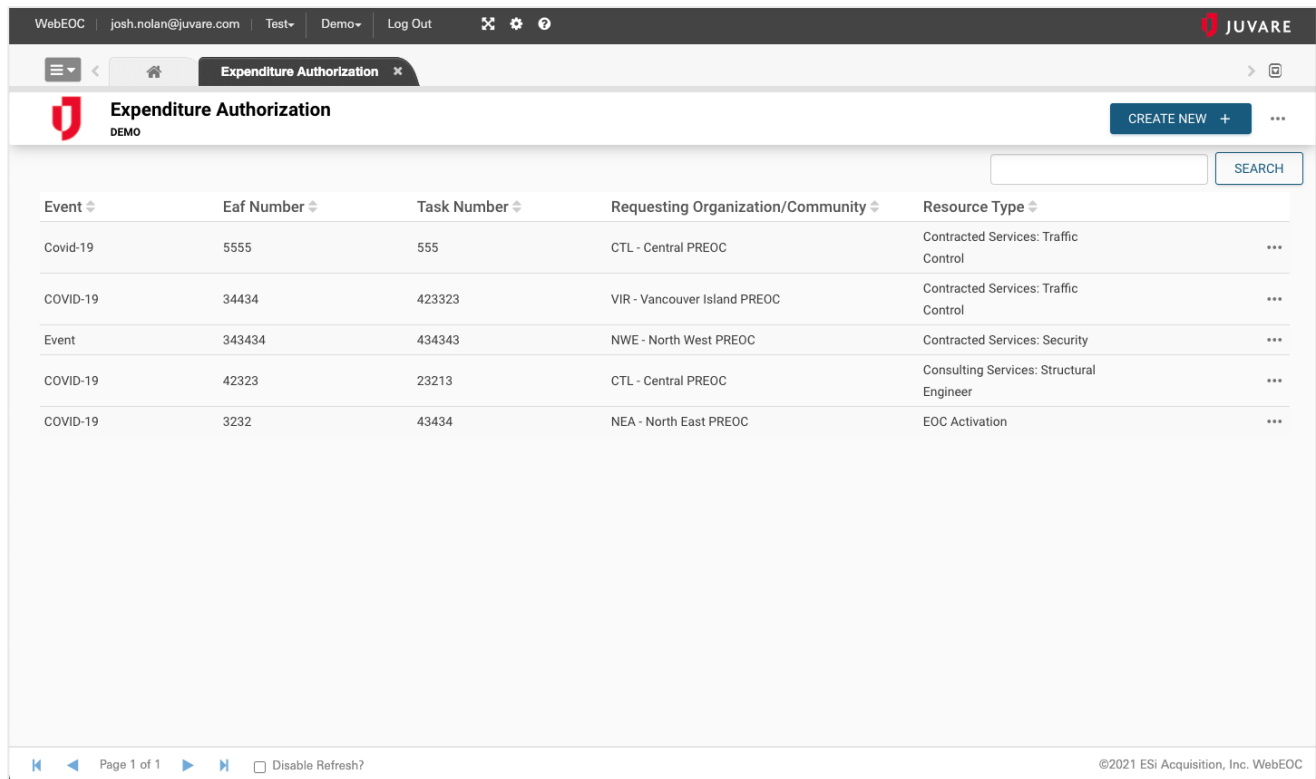
Forms are created through a WYSIWYG editor with drag-and-drop functionality that is very similar to the DesignStudio board editor. You can design a basic form in minutes or spend time configuring each field for more complex forms. There are tooltips, help, layout controls, security, and even conditional logic that offer the ultimate in flexibility.



The screenshot displays the DesignStudio Pro interface for creating a form titled "Expenditure Authorization". The interface includes a top navigation bar with the JUVARE logo, a breadcrumb trail "Gallery / Expenditure Authorization", and a user profile icon. Below the navigation bar is a toolbar with "COMPONENTS", "DESIGN", "SAVE", "PUBLISH", and "UNPUBLISH" buttons. A left sidebar shows a "Basic" category with various form field icons: Text Field, Text Area, Number, Password, Checkbox, Select Boxes, Select, and Radio. The main workspace shows the form layout with fields for "Event", "EAF #", "Task #", "Requesting Organization/Community", "Resource Type", "Authorized Representative", "Name", and "Telephone". The form is styled with a clean, modern look, featuring a white background and a light gray border.

Then, simply identify your WebEOC instance to publish your form. Published forms are hosted by Juvare, which means you can embed or link the forms on your website to share them with the target audience. As people complete forms, the information is automatically sent to WebEOC.

With a seamless integration, this information can then be used to create accounts, populate reports, and even trigger events, such as notifications. The boards to which you send data in WebEOC offer a dynamic view of your information, which can easily be filtered, searched,



The screenshot shows the 'Expenditure Authorization' interface in WebEOC. It features a table with the following columns: Event, Eaf Number, Task Number, Requesting Organization/Community, and Resource Type. The table contains five rows of data. At the top right, there is a 'CREATE NEW +' button and a search bar. The footer indicates 'Page 1 of 1' and '©2021 ESI Acquisition, Inc. WebEOC'.

Event	Eaf Number	Task Number	Requesting Organization/Community	Resource Type
Covid-19	5555	555	CTL - Central PREOC	Contracted Services: Traffic Control
COVID-19	34434	423323	VIR - Vancouver Island PREOC	Contracted Services: Traffic Control
Event	343434	434343	NWE - North West PREOC	Contracted Services: Security
COVID-19	42323	23213	CTL - Central PREOC	Consulting Services: Structural Engineer
COVID-19	3232	43434	NEA - North East PREOC	EOC Activation

edited, exported, and used to contact people on the list.

DesignStudio Pro enables you to create modern, robust forms to collect and process the information you need with the following features:

- WYSIWYG designer for constructing forms
- Drag-and-drop controls
- Design and preview forms for use on desktop, tablet, and mobile devices
- Easily adjust form styling and layout
- Establish conditional questions based on the answers to previous questions
- Embed or link the form into your website
- Allow non-WebEOC users to submit requests and information into WebEOC
- Update a previously submitted record (can be turned on or off)